






Wesley
@ Home
Week 6





Intros and Ice Breakers

If you had to have an entrance song play every time you entered a new building, what song would it be?

Discussion Questions

- 1. WHAT METHOD DID PAUL USE TO REACH PEOPLE? WAS IT EFFECTIVE?**
- 2. WHAT GIVES YOU COURAGE IN DIFFICULT TIMES?**
- 3. HOW IMPORTANT IS IT TO TAKE CARE OF YOURSELF SPIRITUALLY BEFORE TAKING CARE OF OTHERS? EXPLAIN.**



Challenge



**THINK ABOUT SOMEONE SPECIFIC IN YOUR
LIFE WHO DOES NOT SHARE YOUR FAITH. TRY
TO STEP OUTSIDE OF YOUR SHOES AND
UNDERSTAND THEIR PERSPECTIVE. HOW CAN
YOU GET TO KNOW THEIR WORLD BETTER
THIS WEEK?**

